

Documoto 2017.1 General Release Notes

February 2017

[General Announcements](#)

[New or Updated Features in this Release](#)

[Part Tag Report Improvements](#)

[Style Editor](#)

[Bug Fixes in this Release](#)

General Announcements

Our upgraded Cloud Library experience is now available as a Beta feature! If you would like to begin using this feature, contact support@digabit.com and request access. The upgrade is available to be turned on/off as a user preference and is controlled at the user group level, giving customers the ability to roll out the upgrade at their own pace.

Do you have an idea for a new feature? Do you have a recommendation for how to improve Documoto? Then please visit our Ideas Forum at <https://ideas.digabit.com/> and give us your input. You can also review other ideas and even vote for your favorites! The more votes on an idea, the more likely it is to be developed by Digabit.

New or Updated Features in this Release

Part Tag Report Improvements

(JIRA Ref DOC-4293) The Part Tag report has been improved so that it displays both Part Tags and Page Part Tags on Pages that are contained within both Book Pages and Chapter Pages. The Part Tag Report is great for administrators to quickly view a listing of which parts contain tags within a selection of books in Documoto!

Style Editor

(JIRA Ref CL-103, CL-27)

For those using the upgraded HTML Cloud Library - Administrative users can now customize their own styles. You can manage the Imagery that appears on your Documoto site as well as colors of the various elements that appear in Documoto, such as buttons, links, and the site background.

Documoto 2017.1 General Release Notes

For those still using the Flex Web Library - Administrative users will be able to manage the imagery that appears on the Documoto site. This new Style Editor menu option replaces the old Logos menu option.

Access this new feature in the Styles Editor menu option within either the Tenant Administration module or the Organization Administration module.

1 - Manage Imagery

- Upload graphics to display for your main Documoto logo, eCommerce logo, or Print logo. Login Page, and Banner.
- Remove or Update images as needed.


2 - Manage Colors

- Choose colors for your buttons, links, hotpoints, and background.
- Use our built-in color picker or input your own corporate-approved hex codes.

3 - See how your color choices will appear in the Cloud Library using our Preview feature.


1 Imagery

Main Logo




141 x 39 Upload

eCommerce Logo




141 x 39 Upload

Print Logo




141 x 39 Upload

Login Background



1920 x 1080 Upload

Banner



1140 x 285 Upload

2 Colors

Brand Primary

(1) Hotpoint

(2) Hotpoint Selected

(3) Hotpoint Highlighted

Primary Button

Secondary Button

Background

Links

3 Preview

Background

Brand Primary

1
2
3

PRIMARY BUTTON

SECONDARY BUTTON

Links

Documoto 2017.1 General Release Notes

Bug Fixes in this Release

Feature	Description	JIRA Ref
Updated Dates	Media, Page, and Part Updated Dates will now appear correctly in both the Library views and Publisher manager views.	DOC-4845
Print Settings	All font types selected in Print Settings will now successfully print.	DOC-4336